



DRONACHARYA
SR. SEC. SCHOOL MUBARIKPUR (JH)
AFFILIATED TO CBSE NEW DELHI, Aff No. 530945 |

Summer Holidays Homework

Class:- I

Dear Students,

As the summer sun rises higher and the days stretch longer, it's time to pause, reflect, and recharge. The months of May and June bring with them not just warmth, but also the perfect opportunity to reconnect—with ourselves, with our families, and with the world around us.

Let us remember: "A mind stretched by new experiences can never go back to its old dimensions." This summer, let curiosity lead you, compassion guide you, and creativity energize you.

As part of the Summer Holiday Engagement 2025, we encourage you to stay indoors during peak hours, remain hydrated, and take thoughtful care of the ecology and environment around you. Even small steps—like reducing plastic use, saving electricity, and caring for plants—can bring meaningful change.

This year's holiday homework is designed to nurture Social, Emotional, and Experiential Learning. Whether you're experimenting in the kitchen, helping out at home, writing in your journal, or diving into a book—know that each activity contributes to your growth.

Let this summer be more than just a break. Let it be a season of purposeful rest, joyful discovery, and mindful action.

I believe in your potential to make a difference and look forward to seeing your spirit shine through in every page of your work.

Stay safe, stay curious, and above all—stay kind.

Warm wishes,
Class Teacher

GENERAL INSTRUCTIONS











- Complete your homework in the given time period.
- Make a separate three in one notebook.
- In every subject you will get marks of holidays homework. So , take it very seriously and send the photos and videos to the concerned teacher on scheduled time.

English	--Write days of week and months name on scrap book --Read chapter -1, 2 --Read chapter -1 (write new words) --Write person and place name. --Write animal and things name --Draw your favourite fruit and write few lines on it on half chart. --Write fruits name --Learn and write colours name --Learn and write animals name --Write and learn new words of chapter -2 👉 Write and learn young ones of animals on half --Write and learn animals and their homes --Write and learn animals and their food -- Revise chapter -1 exercise --Revise chapter-2 exercise -- Worksheet_1 (One to many) -- Worksheet_2 (Animal's Food) -- Worksheet_3 (Animal's young) -- Worksheet_4 (a and an)
EVS	_ Read My self (chapter 1) _ Learn and write favourite things _ Learn and write about Myself 👉 DRAW A EARTH AND COLOUR IT _ Read chapter 1, 2 _ Learn chapter 1 exercise _ Learn and write 15 body parts name _ Write sense organs and their functions 👉 Paste sense organs in ¼ chart _ Learn chapter-2 exercise _ Draw a cake in scrap page and colour it. _ Learn and write body parts name _ Learn and write Myself 👉 Capture a picture on Yoga day and send to class teacher _ Learn chapter -1 exercise _ Learn chapter -2 exercise _ Learn and write body parts name 👉 Make a family tree and mention family members name on chart _ Worksheet -1 Body parts
Maths	-Learn and write 101 to 150 counting. -Learn and write 150 to 200 counting. -Learn and write Reverse counting 20 to 1. -Learn and write 50 to 21 reverse counting . 👉 Take some old newspaper. Cut out and paste pictures of any three activities that you do everyday. Like -walking, eating, watch TV, swimming, playing etc. Do it on half chart. -Learn and write 2D shapes and their sides and corners. -Learn and write 3D shapes. 👉 Draw, cut and paste 2D shapes on ¼ Chart. -Learn table 2 to 5 -Learn and write 2 to 5 tables -Learn and write 1 to 10 numbers name.

	<p>-Learn and write 11to 20 numbers name.</p> <p>✂ Take 10 fallen leaves and watercolor, dip leaves in different colours and paste them on half chart.</p> <p>✂ Make a chart of 1 to 20 numbers name.</p> <p>Do given sums:-</p> <p>What comes before and after:-</p> <p>_____6_____</p> <p>_____10_____</p> <p>_____15_____</p> <p>_____20_____</p> <p>_____16_____</p> <p>What comes between:-</p> <p>13_____15</p> <p>18_____20</p> <p>7_____9</p> <p>10_____12</p> <p>16_____18</p> <p>Compare numbers:-=,<,></p> <p>20_____15</p> <p>16_____13</p> <p>9_____16</p> <p>21_____12</p> <p>5_____4</p> <p>Worksheet -1 (Shapes)</p> <p>Worksheet -2 (Add Sums)</p> <p>Worksheet -3 (Fun Activity)</p>
GK	<p>Read page- 6,7, 8, 9, 10, 11</p> <p>Learn National symbols</p> <p>✂ Draw a National flag on A4 size sheet</p> <p>✂ Paste National symbols on A4 size sheet</p> <p>✂ Write and learn days of the week and months name only 1 time</p> <p>✂ Make a card for your father on father's day</p> <p>✂ Make a chart of healthy and unhealthy food items</p>
Hindi	<p>साफ व सुंदर लेखन कार्य करें ।</p> <p>1.दो वर्ण वाले शब्द लिखें और पढ़ें ।</p> <p>2.तीन वर्णों वाले शब्द लिखें और पढ़ें ।</p> <p>3.चार वर्णों वाले शब्द लिखें और पढ़ें ।</p> <p>गतिविधि- 1.अ से श्र तक सुंदर चार्ट बनाएं।</p> <p>4.फलों व रंगों के नाम लिखें और पढ़ें ।</p> <p>गतिविधि- 1.फलों व रंगों का चार्ट बनाएं ।</p> <p>5.'मेरे पापा' के बारे में 5 लाइन लिखे ।</p> <p>6.हिंदी पाठ्य पुस्तक (सुनहरी धूप) पेज (22)पढ़ें ।</p> <p>गतिविधि- 1.अपने पिताजी के लिए एक सुंदर सा कार्ड बनाएं ।</p> <p>7.बारहखड़ी लिखें पेज (20,21) हिंदी व्याकरण पाठ्य पुस्तक (वर्तिका) में से देखकर।</p> <p>8.हिंदी व्याकरण पाठ्य पुस्तक (वर्तिका) पेज 9 और 10 पढ़ें ।</p> <p>गतिविधि- 1.माता-पिता या बड़े भाई बहन की सहायता से किसी एक जानवर या पक्षी की आकृति A4 साइज पेपर पर बनाएं और उसके बारे में दो लाइन लिखे ।</p> <p>क्रियाकलाप – 1</p> <p>क्रियाकलाप – 2</p> <p>क्रियाकलाप – 3</p> <p>क्रियाकलाप – 4</p>





Subject: English
Worksheet_1 (One to many)

Q. Write many for the following:

	ONE		MANY
1.	 Bull		_____
2.	 Tree		_____
3.	 Hat		_____
4.	 Book		_____
5.	 Kite		_____

Worksheet_2 (Animal's Food)

Instructions: Identify and match the animals with the food they eat.

MATCH THE ANIMAL WITH ITS BABY.



Cat



Dog



Hen



Sheep



Horse




Puppy



Lamb



Kitten



Foal



Chick

Articles

Q. Fill in the blanks with correct articles.

A

An



1. ____ cat.



2. ____ elephant.



3. ____ cake.



4. ____ candy.



5. ____ egg.



6. ____ tree.



7. ____ eye.



8. ____ ball.



9. ____ book.



10. ____ orange.



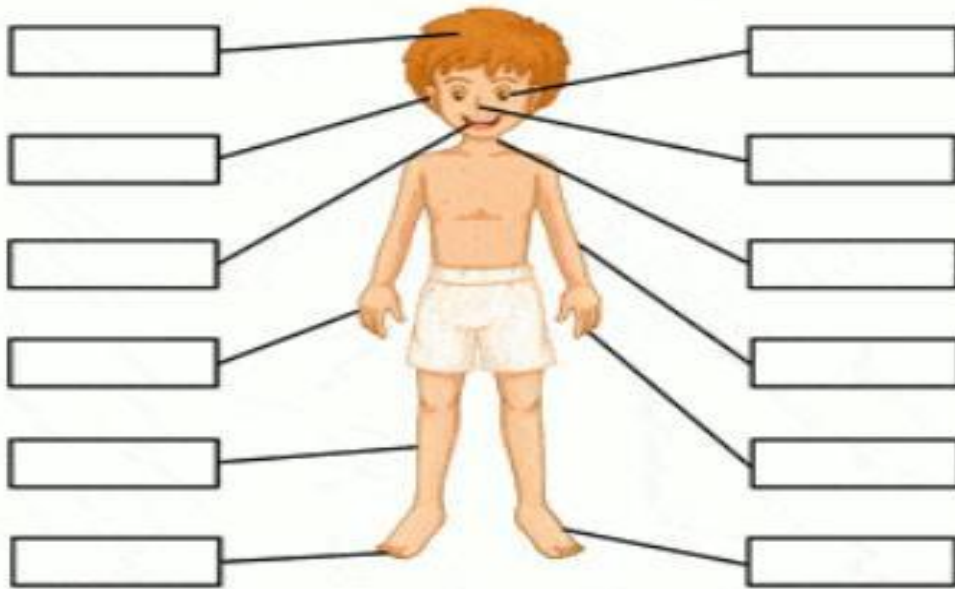
11. ____ eraser.



12. ____ dog.


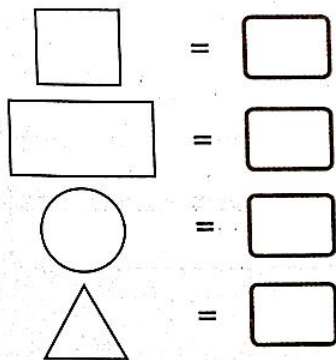
Subject: EVS
Worksheet -1 Body parts

Label the parts of the body below.



Subject: Maths
Worksheet -1 (Shapes)

Count and write.



Worksheet -2 (Add sums)

$$\begin{array}{r} 4 \\ + 3 \\ \hline \end{array}$$

$$\begin{array}{r} 5 \\ + 2 \\ \hline \end{array}$$

$$\begin{array}{r} 3 \\ + 2 \\ \hline \end{array}$$

$$\begin{array}{r} 6 \\ + 1 \\ \hline \end{array}$$

$$\begin{array}{r} 6 \\ + 4 \\ \hline \end{array}$$


$$\begin{array}{r} 7 \\ + 3 \\ \hline \end{array}$$

$$\begin{array}{r} 2 \\ + 2 \\ \hline \end{array}$$

$$\begin{array}{r} 3 \\ + 5 \\ \hline \end{array}$$

Worksheet -3 (Fun Activity)

Help the bird Chinki reach her friend Minki. Colour the numbers from 1 to 20 in the correct sequence to find the path.



Hindi

क्रियाकलाप - 1

तीन अक्षर वाले शब्दों का अभ्यास करें

व + ज + न =

ल + ह + र =

ख + ब + र =

ज + क + ड =

स + म + र =

भ + र + त =

ज + त + न =

क + म + ल =

म + ट + र =

भ + व + न =

चार अक्षर वाले शब्दों का अभ्यास करो

स + र + प + ट =

च + र + प + ट =

प + न + घ + ट =

ट + म + ट + म =

म + ल + म + ल =












ह + ल + ध + र =

क + ट + ह + ल =

क्रियाकलाप - 3

खाली स्थान भरें

शब्द और चित्र रेखा खींचकर मिलाएँ
















ओ	आ	इ	ए	अ
		<input type="text"/>	डी	
		<input type="text"/>	मली	
		<input type="text"/>	नार	
		<input type="text"/>	लू	
		<input type="text"/>	खली	
				

पौधा
कछुआ
मछली
कौआ
हंस
बारिश

क्रियाकलाप -4

दिए गए चित्रों को देखिए और रिक्त स्थानों को उपयुक्त अक्षरों से भरिए।

Look at the given pictures and fill the blanks with suitable letters.

	क	_____	_____	_____	ड		
	_____	छ	_____	_____	ज		
	_____	ठ	_____	ढ	_____		
	_____	थ	_____	_____	न		
	प	_____	_____	भ	_____		

ग	च	झ	द	ब
ट	फ	ध	ख	ड
त	घ	ण	म	ज